

VISION WITHOUT COMPROMISE



LENTIS[®] *Mplus* toric

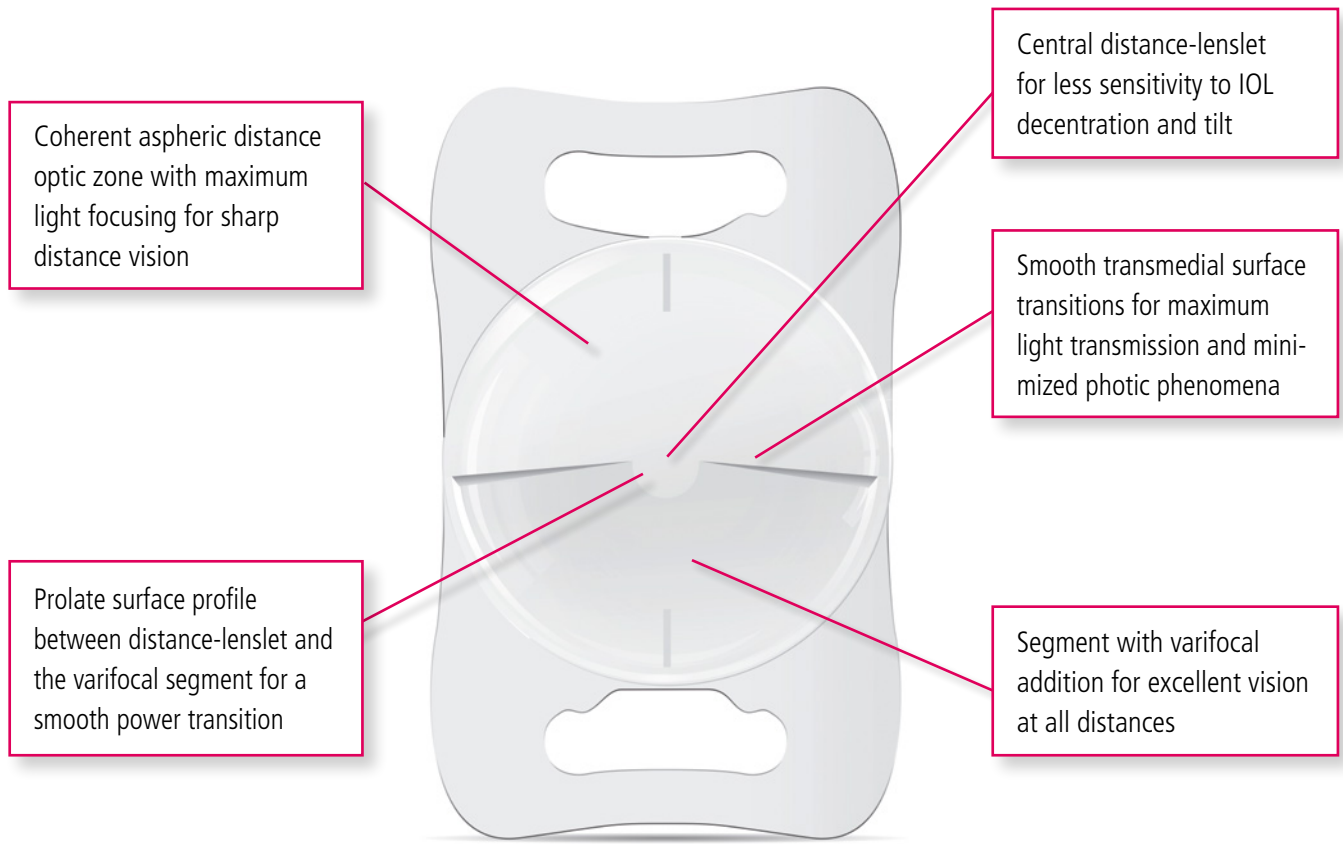
The premium IOL for optimal treatment of cataracts considering presbyopia and astigmatism

LENTIS[®] Mplus^{toric}

Unique asymmetrical-refractive optical design



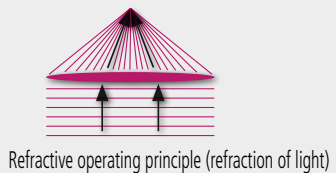

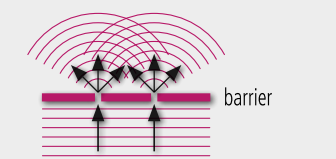
Continuous Transmission Technology

- Large distance optic zone
- Smooth transition from distance to near
- Maximum light transmission for excellent vision and contrast



No unwanted side effects

Little to no dysphotopsia due to unique refractive segment optics

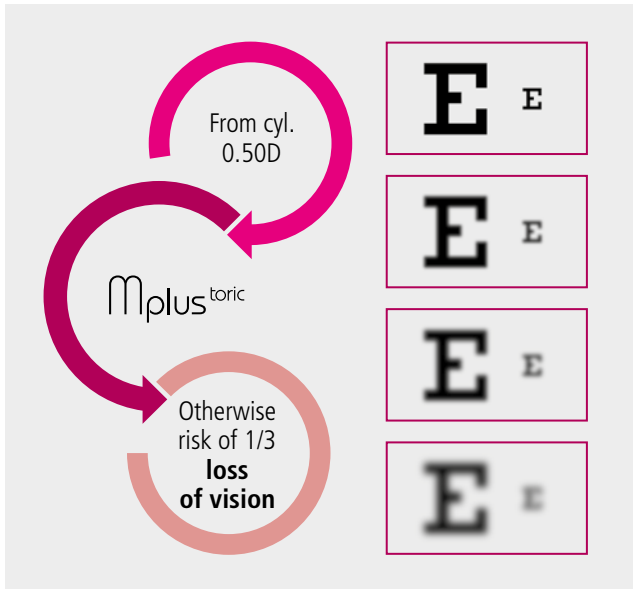


* Source: Presentation at ESCRS 2018, Dr. P. Versace

LENTIS[®] Mplus^{toric}

Multifocal-toric premium IOLs

for correcting presbyopia and astigmatism



Irregular curvature of the cornea (astigmatism)

Impaired vision at all distances, due to an irregular curvature of the cornea



Clinical results



Results of LENTIS[®] Mplus | Mplus^{toric} MF30T

in 9366 | 89 eyes

<https://www.sciencedirect.com/science/article/abs/pii/S0886335013001120>

Jan Venter (MD)



- Effective correction of corneal astigmatism
- Stable positioning in the capsular bag, no significant IOL rotation
- Excellent visual acuity and high patient satisfaction



Refractive stability of the LENTIS[®] Mplus^{toric} MF30T

in 70 eyes

<https://www.ncbi.nlm.nih.gov/pmc/articles/PMC4886883/>

Patrick J. Chiam (MD)



- High rotational stability (<2.8°)
- Effective correction of the corneal cylinder
- Pre-op astigmatism average cyl 1.41D
- Post-op residual astigmatism average cyl 0.18D

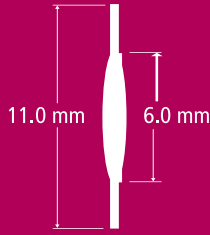



I am impressed with the wide range of customizable correction possible with the LENTIS[®] Mplus^{Xtoric}, and patients like the fact that they will receive "their" lens.

https://www.teleon-surgical.com/media/oculentis_supplement_022014.pdf

Ludger Hanneken (MD)





LENTIS[®] Mplus^{toric}

One-piece multifocal-toric posterior chamber lens for optimised depth of focus with aspherical surface

Product	LENTIS [®] Mplus ^{toric} LS-313 MF30 T0-T3	standard-toric	multifocal	aspheric
Type	Foldable one-piece multifocal-toric IOL for capsular bag fixation			
Optic Size Overall Length	6.0 mm 11.0 mm			
Haptic Angulation	0°			
Optic Design	Biconvex Sector-shaped nearvision segment - anterior: +3.0D Aspherical and toric surface - posterior Spherical aberration neutral			
IOL Design	Plate haptic Optic and haptics with square edges			
Material	Copolymer, consisting of hydrophilic acrylates with UV absorber			
Available Diopters	SE +10.0D to +30.0D (0.5D) cyl.: T0 +0.75D T1 +1.5D T2 +2.25D T3 +3.0D			
Refractive Index	1.46			
A constant (nominal)	118.0			
Sterilisation	Steam sterilisation			
Storage	Stored in a sterile storage solution			
Recommended Injector-Sets	Check compatibility of IOL with injector matrix provided at https://lentis-eifu.com			

Source: IOLcon.org

Please note that neither Teleon nor IOLcon can be held responsible for correctly specifying the optimized A constants for the Zeiss IOLMaster. The specified constants are therefore to be seen as a guide value and starting point for calculating the IOL refractive power

Advantages of the LENTIS[®] Mplus^{toric} compared to the diffractive MIOL restoration:

- Natural, continuous vision over all distances thanks to the varifocal effect
- Maximum use of light
- Uniquely brilliant optics without rings
- Very little to no dysphotopsia

MANUFACTURER:



Teleon Surgical B.V.

Van Rensselaerweg 4 b
6956AV Spankeren, The Netherlands

✉ marketing@teleon-surgical.com



www.teleon-surgical.com