



# integre<sup>®</sup> pro scan

The pattern scanning  
multi-color photocoagulator  
that puts you in control

RETINAL PHOTOCOAGULATION

---

LASER TRABECULOPLASTY

---

LASER IRIDOTOMY

---

Helping the world see clearly

# Transforming retinal photocoagulation — effectively, efficiently

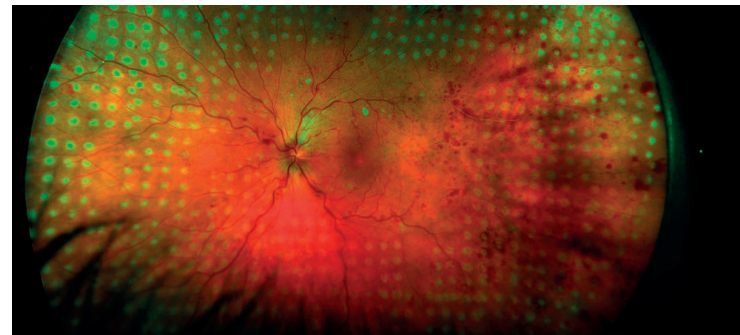
With Integre® Pro Scan from Ellex, you can transform the efficacy and efficiency of retinal photocoagulation. At the touch of a button, the system can deploy a comprehensive choice of patterns that are spaced, shaped and positioned consistently and precisely for the accurate and efficient treatment of retinal disease.

**Choose Integre® Pro Scan and you'll be able to treat patients up to twice as quickly than is possible with conventional single-spot photocoagulation.**

## Uniform energy distribution

Integre Pro Scan's proprietary dual-mode laser cavity delivers uniform energy distribution across the full spot diameter, eliminating hotspots and achieving optimal, homogenous burns.

It's a key feature that means you can achieve consistent, predictable treatment outcomes across a broad range of pathologies.



Integre® Pro Scan delivers uniform energy distribution



integrepro  
scan



# A pattern and wavelength for every pathology

Integre® Pro Scan from Ellex combines multi-color photocoagulation with a precise computer-controlled pattern scanning laser in an ergonomically advanced all-in-one laser/slit lamp design.

**Whether positioning focal treatment in the macular area, or performing PRP in the periphery, Integre® Pro Scan provides a comprehensive pattern and wavelength choice to cover all retinal pathologies.**

With Integre® Pro Scan, the following wavelength configurations are available:



YELLOW-RED CONFIGURATION (561 nm and 670 nm)

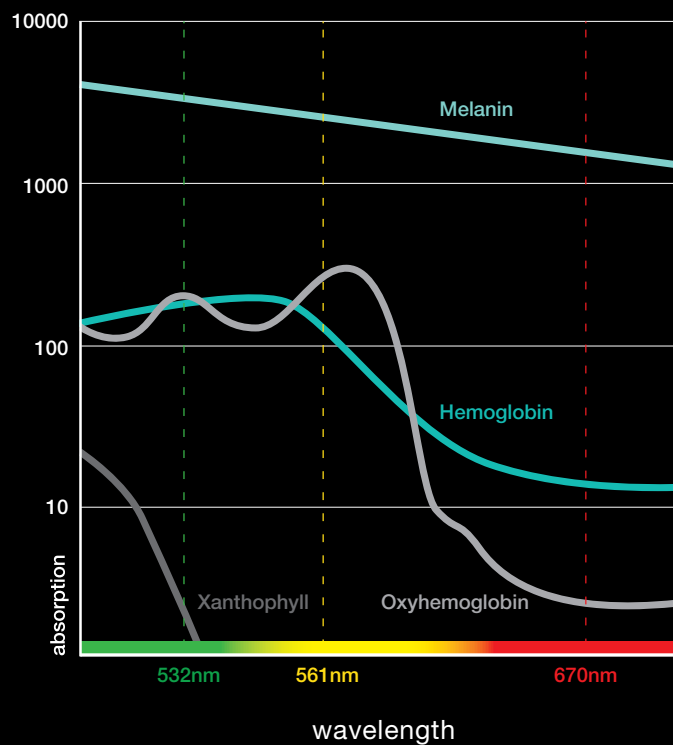


GREEN CONFIGURATION (532 nm)



YELLOW CONFIGURATION (561 nm)

## Wavelength Clinical Characteristics



## True Spot Optics

Integre® Pro Scan's enhanced True Spot™ optical system gives you a clearer view of the fundus. It's a system that delivers excellent visualization and illumination, alongside enhanced depth perception and a wider peripheral view.

When it's combined with an optimal red-reflex, it's also a solution that enables you to titrate power levels precisely to deliver highly accurate treatment.

# Specifications

<b>Laser Source</b>	Solid-state laser diode and cavity
<b>Wavelength</b>	1 Yellow-red configuration: 561 nm and 670 nm 2 Yellow configuration: 561 nm 3 Green configuration: 532 nm
<b>Power at the Cornea</b>	Red: 50 – 1000 mW, Yellow: 50 – 1500 mW, Green: 50– 1500 mW
<b>Exposure Time</b>	Pattern: 10, 20, 30, Single Spot: 0.01 to 8.0 seconds
<b>Patterns</b>	Linear (2 to 7 spots) Rectangle (2x3, 2x4, 2x5, 2x6, 2x7) Square (2x2, 3x3, 4x4, 5x5, 6x6) Triangle (3, 6, 10, 15, 21 and 28 spots) Circle – filled (7, 12, 19, 27 and 37 spots) Circle – empty (12, 18, 24 and 30 spots) Single Half Circle (4, 7 and 10 spots) Double Half Circle (11, 17 and 23 spots) Circle Sector 60 (3 to 7 spots) Circle Sector 120 (5, 7, 9 and 11 spots) Double Circle Sector 60 (5, 7, 9 and 11 spots) Double Circle Sector 120 (8, 12, 16 and 20 spots) Variable curve, double curve and filled sector


<b>Spot Size</b>	Pattern: 100 to 500 µm, continuously variable Single Spot: 50 to 1000 µm, continuously variable
<b>Spot Spacing</b>	Pattern: 0 (touching), 0.25, 0.5, 0.75, 1.0, 1.25, 1.5, 1.75, 2.0 spot-width Single Spot: N/A
<b>Pulse duration</b>	Pattern: 10, 20, 30 ms Single Spot: 10 – 8000 ms
<b>Repeat Mode</b>	Pattern: N/A, Single Spot: 50 – 1000 ms
<b>Aiming Beam</b>	Red 635 nm, adjustable intensity
<b>Magnification</b>	6x, 10x, 16x, 25x, 40x
<b>Cooling</b>	Air cooled
<b>Electrical Requirements</b>	100-240 VAC, 50/60 Hz, 800 VA
<b>Weight</b>	35kg, 77 lbs. (laser only)
<b>Dimensions (HxWxD)</b>	62 x 76 x 47 cm, 24 x 30 x 19 inches (laser only)



Integre® Pro Scan's user-friendly touchscreen interface means you can adjust all treatment parameters, including laser power, pulse duration, pattern selection and pattern size quickly and easily.



An intuitive track pad enables easy navigation of the retina and adjustment of treatment settings and pattern characteristics.



# Integre® pro scan



Find out how Integre® Pro Scan will help you set new standards in deploying laser photocoagulation in the treatment of retinal disease.

## Manufacturer

Ellex Medical Pty Ltd  
3-4 Second Avenue  
Mawson Lakes, SA 5095 Australia  
Tel: +61 (0)8 7074 8200  
ISO 13485 : 2016

## Headquarters

Lumibird Medical  
1, Rue du Bois Joli - CS40015  
63808 Cournon d'Auvergne - France  
Tel: +33 (0)4 73 745 745

Helping the world see clearly



A brand of QUANTEL MEDICAL - ELLEX - OPTOTEK MEDICAL

© 2020, Ellex Medical Pty Ltd. Integre® Pro Scan, True Spot, Total Solution and Power Control are trademarks of Ellex Medical Pty Ltd. Ellex is a registered trademark of Ellex Medical Pty Ltd. International patents pending and/or granted. E&OE. PB0018C.

Integre® Pro Scan has a CE Mark (Conformité Européenne) and US Food and Drug Administration (FDA) 510(k) Market release for the indications of Retinal Photocoagulation, Laser Trabeculoplasty and Laser Iridotomy.

